



TRAVELING FOR THE HOLIDAYS?

Stay safe as you go over the river and through the woods

The winter holiday season is a busy time of year for many of us. Along with putting out decorations and baking cookies, we often spend more time in our cars than usual: shopping for presents, traveling to family gatherings, or attending holiday events. However, all that time in the car can also mean facing extreme weather conditions that can make safe driving difficult.

According to the U.S. Department of Transportation, winter weather conditions such as snow, sleet, and slush cause more than 550,000 traffic accidents each year, leading to approximately 138,000 injuries and 1,700 fatalities.

Along with risk of injury, possible damage to your vehicle, and plain inconvenience, collisions may also involve downed power lines or other electrical hazards. Unfortunately, when this happens, it adds another very significant danger to the mix that can cause severe shock, burns, or electrocution. Knowing what to do in this situation can save lives.

If you are in an accident involving a downed power line:

- Call 9-1-1, and tell the dispatcher a downed power line or other electrical equipment is involved in a collision. Power company personnel will be dispatched to the scene to deenergize the power.
- Put your window down and alert others not to approach the scene. They could be shocked or electrocuted if they walk or run over the energized area or touch anything that is energized.
- Never attempt to drive over a power line or through water, snow, or other debris that could be hiding one. There is no way to tell if a power line is energized, even if it is not sparking or buzzing.
- Do not exit the vehicle UNLESS the vehicle is on fire or you see smoke. The vehicle acts as an insulator that keeps you safe from stray electricity.

- If you MUST exit the vehicle, cross your arms across your chest, put your feet together, and make a clean jump from the vehicle. Then hop with feet together as far as you can— at least 50 feet away. Once a power line is in contact with a car or truck, the ground, or other objects, it energizes the area. The electrical current spreads to the vehicle and ground, and it ripples out. Each “ring” of the ripple represents a different voltage. Stepping from one voltage to the next can cause your body to become a path for electricity and electrocute you.
- If a power line is inside the vehicle due to damage or an open window, stay in the vehicle. DO NOT touch or try to move the wire. DO NOT attempt to use other objects to move it.
- If your vehicle collides with a pad-mounted transformer, which houses electrical equipment connected to underground power lines, the same safety precautions apply.


Keep your family safe while on the road this holiday season. For more information about safety around electricity, go to SafeElectricity.org.

To learn more about what to do in the event of a vehicle accident involving electric power lines or equipment, watch License to Live at <https://safeelectricity.org/license-to-live/>. This educational video is sponsored by all of Wisconsin's electric cooperatives and developed by employees of five electric cooperatives and WECA in conjunction with the Federated Rural Electric Insurance Exchange and Safe Electricity.



ALL REBATE PAPERWORK DUE DECEMBER 30

All rebate applications must be submitted to Bayfield Electric Cooperative by Thursday, December 30, 2022. Rebates may be issued until funds are depleted. Any qualified items purchased after December 30, 2022, will receive the 2023 rebate amount, if available. Please visit our website, www.bayfeldelectric.com, or call our office, 715-372-4287, to learn more.



MEMBER APPRECIATION AUTOPAY GIVEAWAY

In celebration of Member Appreciation Day Bayfield Electric Cooperative hosted an iPad giveaway.

We had a great response rate. Thank you to all who participated!

Congratulations to the winner, Patricia B. from Bell.

Hey kids! Color this Christmas safety message!

HOLIDAY SAFETY

with Safety Sadie



Make sure your pets have a safe holiday, too. Watch them around light strands, cords, and bulbs, to make sure they don't chew on them.

**Safe
Electricity.org®**



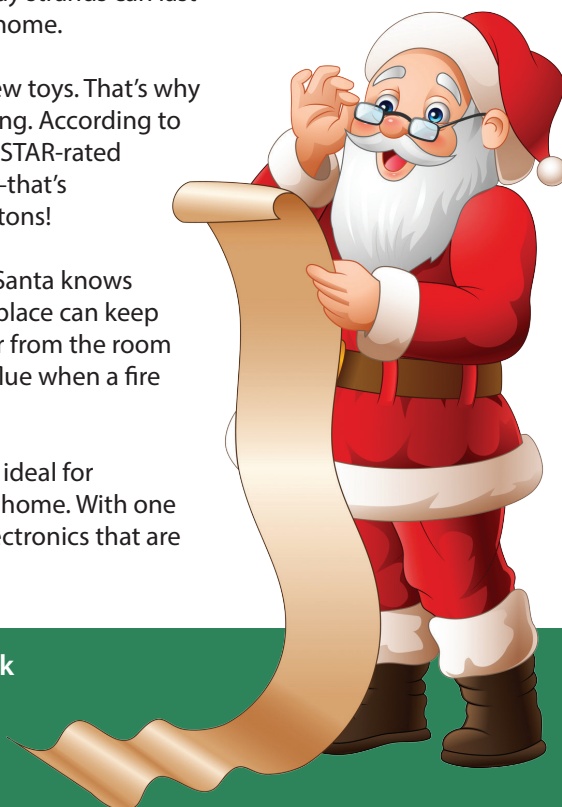
FOUR WAYS SANTA SAVES ENERGY IN HIS WORKSHOP



The holiday season is finally upon us! Santa and his elves have been especially busy as they gear up for their biggest night of the year. It's no secret that Santa is known for running an efficient workshop—how else could he make all those toys in time for Christmas Eve? Rumor has it that one way Santa ensures an efficient workspace is through energy-saving measures.

- 1** Santa leaves his decorations up year-round, so by using LED holiday light strands, he's able to save money on his monthly electric bills. LED holiday strands can last up to 20 seasons, which makes them a great option for any festive home.
- 2** Santa requires several power tools to make a year's worth of new toys. That's why he insists on using cordless power tools with ENERGY STAR rating. According to energystar.gov, if all power tools in the United States used ENERGY STAR-rated battery chargers, 2 billion kWh hours of electricity could be saved—that's equivalent to reducing greenhouse gas emissions by 1.7 million tons!
- 3** Mrs. Claus loves to keep warm by the fire in the evenings, and Santa knows one of the best tricks to ensure fireplace efficiency. While a fireplace can keep a small area of your home cozy and warm, it can also pull heated air from the room through the chimney. That's why Santa always closes the fireplace flue when a fire isn't burning.
- 4** Santa also saves energy by using power strips. Power strips are ideal for workshops, craft nooks, game rooms, and other spaces in your home. With one simple switch, you can conveniently control several devices and electronics that are plugged into the power strip.

This holiday season let's take a page from Santa's handbook and remember to save energy when possible. With these four tips, you'll be well on your way to savings (and hopefully the "nice" list too)!





Happy Holidays

from Bayfield
Electric Cooperative!

Employees

Troy Seeger	Fred Stoll	Blake Reijo
Ken Koosmann	Dustin McKay	Troy Guderian
Sara Anderson	Keith Kavajecz	Matthew Tarasewicz
Keith Klobucher	Elliot Powers	Chris Kopel
Robert Lahti	Jacob Hipsher	Braden Stegmann
Adam Waddle	Amanda Kavajecz	Aleah Kelleher

Board of Directors

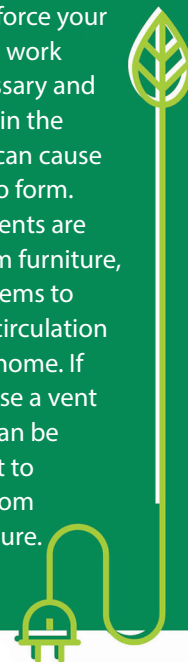
Robert Kretschmar	Barry Radloff	Curtis Berweger
James Kinzie	Carl Shutte	Russell Bailey
Mark Santikko	Michael Nelson	Roy Settgas

**Our offices will be closed on Friday,
December 23, Monday December 26,
and Monday, January 2 to
celebrate the holidays.**

Energy Efficiency Tip of the Month

Blocked air vents force your heating system to work harder than necessary and increase pressure in the ductwork, which can cause cracks and leaks to form. Make sure all air vents are unobstructed from furniture, drapes, or other items to ensure sufficient circulation throughout your home. If necessary, purchase a vent extender, which can be placed over a vent to redirect air flow from underneath furniture.

Source: energy.gov



MONTH OF DECEMBER

Billing date:
November 10, 2022

November usage

Gross due after
December 29, 2022

Disconnect Date:
December 14, 2022

Christopher Kopel, CEO


68460 District St., P.O. Box 68, Iron River, WI 54847
715-372-4287 • Fax: 715-372-4318
www.bayfieldelectric.com

Payment by Phone: 855-385-9978
After Hours Outage: 715-372-4047

Amanda Kavajecz, Editor



Bayfield Electric Cooperative

Your Touchstone Energy® Cooperative 

Office Hours: 7:30 a.m.–4:00 p.m., Monday–Friday
This institution is an equal opportunity provider and employer.